

RECEIVED

APR 02 2018

Montana Public Service Commission

MONT. P.S. COMMISSION

Motor Carrier Annual Report

Carrier Name
(EXACTLY AS
SHOWN ON
PSC
AUTHORITY)

Tucker Transportation, Inc.

PSC Number

602/2BC See General Instruction # 5

See General Instruction # 1
Reporting Year 2017
Reporting Period (if other than calendar year) mm/yyyy to mm/yyyy format

CARRIER
OFFICIAL
ADDRESS
(SHOW AS ON
FILE IN
COMMISSION
RECORDS)

503 Centennial Ave, Butte, MT. 59701

Carrier e-mail
address

dmcgree@tuckertransportation.com

Person Completing Report

Name Dan McGree

Phone Number 406-723-4623

E-mail Address dmcgree@tuckertransportation.com

Check One

YES
NO

WERE REGULATED INTRASTATE MOVEMENTS
CONDUCTED DURING THE FILING PERIOD?

If NO See General
instruction #3

Montana Public Service Commission
Transportation Division
1701 Prospect Avenue / PO Box 202601
Helena, MT 59620-2601

Name	Tucker Transportation, Inc.	
PSC #	602/2BC	
Year	2017	
INTRASTATE REVENUES		
	Household Goods	
	Passengers	\$1,959,496
	Class C	
	Class D (Garbage)	
	TOTAL INTRASTATE REVENUE	\$1,959,496
INCOME STATEMENT		
Operating Revenue		
	Intrastate Revenue	\$1,959,496
	Interstate Revenue	
	Non-Regulated Revenue	
	TOTAL REVENUE	\$1,959,496
Operating Expenses -Schedule Attached-		
Salaries & Wages		
	Salaries—Officers & Supervisory Personnel	Schedule Attached
	Clerical & Administrative	
	Drivers & Helpers	
	Cargo Handlers	
	Vehicle Repair & Service	
	Other Labor	
Fringes		
	Payroll Taxes	
	Workman's Compensation	
	Pension & Welfare Expenses	
Operating Supplies & Expenses		
	Fuel for Motor Vehicles	
	Vehicle Parts	
	Other Operating Supplies & Expenses	
Operating Taxes & Licenses		
	Gas, Fuel and Oil Taxes	
	Real Estate & Personal Property Taxes	
	Vehicle License & Registration Fees	
	Other Taxes	
Depreciation & Amortization		
	Revenue Equipment	
	Other	
Purchased Transportation		
	With Driver	
	Without Driver	
	Other Purchased Transportation	
Office/General		
	Insurance	
	Communications & Utilities	
	Building & Office Equipment Rents	
	General Supplies & Expenses	
	Miscellaneous Expenses	
	Gain on Disposition of Operating Assets	
	Loss on Disposition of Operating Asset (enter as positive number)	
	TOTAL EXPENSES	
		2,127,641
	NET INCOME OR (LOSS)	(168,145)

Name	Tucker Transportation, Inc.	
PSC #	602/2BC	
Year	2017	
	BALANCE SHEET (ASSETS)	
	<u>CURRENT ASSETS</u>	
	Cash & Working Funds	Schedule Attached
	Special Deposits	
	Temporary Cash Investments	
	Notes Receivable	
	Accounts Receivable	
	Prepayments	
	Materials & Supplies	
	Other Current Assets	
	TOTAL CURRENT ASSETS	422,770
	<u>TANGIBLE PROPERTY</u>	
	Carrier Operating Property	
	Less: Reserve for Depreciation (enter positive numbers only)	
	Carrier Operating Property Leased to Others	
	Less: Reserve for Depreciation (enter positive numbers only)	
	Non-Carrier Operating Property	
	Less: Reserve for Depreciation (enter positive numbers only)	
	TOTAL TANGIBLE PROPERTY	581,027
	<u>INTANGIBLE PROPERTY</u>	
	Organization, Franchises & Permits	
	Less: Reserve for Amortization (enter positive numbers only)	
	Other Intangible Property	
	Less: Reserve for Amortization (enter positive numbers only)	
	TOTAL INTANGIBLE PROPERTY	10,111
	Other Accounts	
	Investment Securities and Advances	
	Special Funds	
	Deferred Debits	
	Total Other	
	TOTAL ASSETS	1,013,908

Name	Tucker Transportation, Inc.	
PSC #	602/2BC	
Year	2017	
	BALANCE SHEET (LIABILITIES)	
	<u>CURRENT LIABILITIES</u>	
	Notes Payable & Matured Long Term Obligations	Schedule Attached
	Accounts Payable	
	Wages Payable	
	C.O.D.'s Unremitted	
	Taxes Accrued	
	Interest Accrued	
	Matured Interest	
	Other Current Liabilities	
	TOTAL CURRENT LIABILITIES	69,979
	<u>LONG TERM DEBT DUE WITHIN ONE YEAR</u>	
	Equipment Obligations and other Debt	
	<u>LONG TERM DEBT DUE AFTER ONE YEAR</u>	
	Advances Payable	
	Equipment Obligations	
	Less reacquired and nominally issued (enter positive number only)	
	Other Long Term Obligations	
	Less reacquired and nominally issued (enter positive number only)	
	TOTAL LONG TERM DEBT	764,844
	<u>Other</u>	
	Total Deferred Credits	
	Total Reserves	
	TOTAL OTHER	
	<u>SHAREHOLDERS' (OR PROPRIETORS') EQUITY</u>	
	Capital Stock	\$9,000
	Proprietors' Capital	
	Retained Earnings	170,085
	TOTAL SHAREHOLDERS' (OR PROPRIETORS') EQUITY	179,085
	<u>TOTAL LIABILITIES & SHAREHOLDERS' (OR PROPRIETORS') EQUITY</u>	
		1,013,908
	TOTAL ASSETS	1,013,908
	DO TOTAL ASSETS EQUAL TOTAL LIABILITIES & SHAREHOLDERS' (OR PROPRIETORS) EQUITY? IF NOT PLEASE REVIEW AND MAKE CORRECTIONS.	

Name	Tucker Transportation, Inc.
PSC#	602/2BC
YEAR	2017


OATH

STATE OF Montana

SS.


County of Silver Bow


I, the undersigned representative of the motor carrier, above named, on my oath say that the foregoing return has been prepared, under my direction, from the original books, papers and records of said motor carrier; that I have carefully examined the same and declare the same to be a complete and correct statement of the business and affairs of said motor carrier in respect to each and every matter and thing therein set forth, to the best of my knowledge, information and belief; and I further say that no deductions were made before stating the gross earnings or receipts herein set forth except those shown in the foregoing accounts; and that the accounts and figures contained in the foregoing return embrace all of the financial operations of said motor carrier during the period for which said return is filed.

X 
 (Signature of owner/officer/authorized representative)

X President
 (Title)

SUBSCRIBED AND SWORN to before me this 30 day of March 2018




 Notary Public
 In and for the State of Montana
 Residing at Butte, Montana
 My Commission Expires July 23 2019

Tucker Transportation
Balance Sheet
As of December 31, 2017

	Dec 31, 17
ASSETS	
Current Assets	
Checking/Savings	
1012 · Granite Mountain Bank Checking	229,589.01
1020 · Granite Mountain Bank	78,639.08
Total Checking/Savings	308,228.09
Accounts Receivable	
1200 · *Accounts Receivable	107,795.46
Total Accounts Receivable	107,795.46
Other Current Assets	
1499 · Undeposited Funds	6,746.84
Total Other Current Assets	6,746.84
Total Current Assets	422,770.39
Fixed Assets	
1560 · Transportation Equipment	1,676,232.86
1620 · Accumulated Depreciation	-1,095,205.67
Total Fixed Assets	581,027.19
Other Assets	
1749 · Intangible Assets	
1750 · Goodwill	65,000.00
1752 · Accumulated Amortization	-54,888.85
Total 1749 · Intangible Assets	10,111.15
Total Other Assets	10,111.15
TOTAL ASSETS	1,013,908.73
LIABILITIES & EQUITY	
Liabilities	
Current Liabilities	
Accounts Payable	
2000 · *Accounts Payable	65,787.96
Total Accounts Payable	65,787.96
Other Current Liabilities	
2100 · FICA & FWT Payable	3,010.10
2120 · - FUTA Payable	140.68
2400 · SWT W/H Payable	1,040.75
Total Other Current Liabilities	4,191.53
Total Current Liabilities	69,979.49
Long Term Liabilities	
2531 · N/P Granite Mountain Bus #284	348,675.72
2528 · Note Payable -First Security Ba	131,164.02
2530 · Note Pay - Granite Mountain	129,806.42
2560 · Note Payable - McGree Corp	155,197.84
Total Long Term Liabilities	764,844.00
Total Liabilities	834,823.49

6:56 AM

03/27/18

Accrual Basis

Tucker Transportation

Balance Sheet

As of December 31, 2017

	<u>Dec 31, 17</u>
Equity	
2807 · Accumulated Adj Account	7,538.05
2803 · Additional Paid in Capital	135,336.00
2802 · C Earnings	195,356.10
2801 · Common Stock	9,000.00
Net Income	-168,144.91
	<hr/>
Total Equity	179,085.24
	<hr/>
TOTAL LIABILITIES & EQUITY	<u>1,013,908.73</u>

Tucker Transportation
Profit & Loss
 January through December 2017

	Jan - Dec 17
Ordinary Income/Expense	
Income	
8001 · Fees	1,526,975.38
8010 · Miscellaneous	432,514.43
Total Income	1,959,489.81
Cost of Goods Sold	
50000 · Cost of Goods Sold	0.00
Total COGS	0.00
Gross Profit	1,959,489.81
Expense	
8285 · Simple Plan - Company Contribut	4,206.96
8950 · Miscellaneous Expense	7,561.84
6235 · Payroll Expenses	784,400.43
8280 · Payroll Taxes	68,444.54
8290 · Workers Compensation	22,937.06
8400 · Advertising	17,037.47
8405 · Contributions	0.00
8406 · Sponsorship	18,350.00
8410 · Promotion	240.00
8420 · Travel	5,820.83
8422 · Lodging	40,890.36
8430 · Employee Meals	34,514.04
8450 · Legal & Accounting	5,535.00
8460 · Data Processing	17,074.61
8470 · Rent	47,518.86
8475 · Bus Lease Expense	27,701.90
8530 · Maintenance	4,852.08
8540 · Repairs	
8540-00 · Repairs - Other	60,372.60
8540 · Repairs - Other	145,378.36
Total 8540 · Repairs	205,750.96
8550 · Outside Services	5,736.97
8560 · Tires	24,735.56
8600 · Supplies	45,242.49
8640 · Office Expense	26,489.96
8650 · Telephone	15,310.36
8741 · Gas & Oil	
8741-34 · Fuel 634	1,165.29
8741 · Gas & Oil - Other	198,869.18
Total 8741 · Gas & Oil	200,034.47
8748 · Amortization	4,333.33
8750 · Depreciation	198,738.13
8751 · Drug Program Expense	2,505.00
8780 · Insurance	247,344.99
8790 · Dues and Subscriptions	2,450.10
8800 · Donations	2,005.00
8810 · Miscellaneous Expenses	8,401.94
8860 · Interest	23,031.87
8890 · Licenses and Permits	7,983.07
8891 · Taxes	461.20
Total Expense	2,127,641.38
Net Ordinary Income	-168,151.57

6:56 AM

03/27/18

Accrual Basis

Tucker Transportation
Profit & Loss
January through December 2017

	<u>Jan - Dec 17</u>
Other Income/Expense	
Other Income	
8015 · Interest Income	6.66
Total Other Income	6.66
Net Other Income	6.66
Net Income	<u><u>-168,144.91</u></u>