

YEAR 2018

ANNUAL REPORT

of the


NAME



Alpine Pacific Utilities
Providing for you.

LOCATION

Glacier Ranch Subdivision, Kalispell, Montana 59901



Water

FOR THE YEAR ENDING December 31, 2018

General Instructions

- 1 Prepare this report in conformity with the 1984 National Association of Utility Regulatory Commissioners Uniform System of Accounts for Water Utilities.
- 2 Interpret all accounting words or phrases in accordance with the Uniform System of Accounts for Water Utilities.
- 3 Complete each question fully and accurately, even if it has been answered in a previous annual report. Enter the word "None" where it truly and completely states the fact.
- 4 For any question, section or page which is not applicable to the respondent enter the words "Not Applicable" or "N/A". Do not omit any pages.
- 5 Where dates are called for, the month and day should be stated as well as the year.
- 6 Complete this report by means which result in a permanent record.
- 7 If there is not enough room on any schedule, an additional page or pages may be added provided the format of the added schedule matches the format of the schedule with not enough room. Such a schedule should reference the appropriate schedules, state the name of the utility, and state the year of the report.
- 8 This report should be filed in duplicate and one copy returned by April 30 following the end of the calendar year for calendar year filers. If other than a calendar year filer, this report needs to be filed by the end of the 4th month following the end of the fiscal year for filers that have other than a calendar year yearend.
- 9 Please send the copy of your completed Annual Report to:

Montana Public Service Commission
Utility Division
P.O. Box 202601
Helena, MT 59620-2601

Table of Contents

SCHEDULE	PAGE
Identification	2
Income Statement	3
Balance Sheet	4
Contributions in Aid of Construction	5
Accumulated Depreciation and Amortization of Utility Plant	6
Capital Stock	6
Retained Earnings	6
Proprietary Capital	6
Long Term Debt	6
Water Utility Plant Accounts	7
Analysis of Accumulated Deprecation by Primary Account	8
Payments For Services Rendered by Other Than Employees	9
Water Operation and Maintenance Expense	9
Water Customers	10
Operating Statistics	10

REPORT OF

Utility Location:

111 Legend Trail*(address)*Kalispell, Montana 59901*(city, state, zip code)*For Year Ended 2018Date Utility First Organized November 24, 2014Telephone Number (406) 393-2127 or (712) 790-3145Location of books and records 75 Somers Road, Somers MT 59932

Contacts

Name	Title	Principal Business Address	Salary
Person to send correspondence:	Justin D. Ahmann	75 Somes Road Somers, MT 59932	N/A
Person who prepared this report:	Justin D. Ahmann	75 Somes Road Somers, MT 59932	N/A
Officers and Managers:	Marc A. Liechti President	75 Somes Road Somers, MT 59932	N/A
	Justin D. Ahmann Vice President	75 Somes Road Somers, MT 59932	N/A

Ownership

Report every corporation or person owning interest or holding directly 5 percent or more of the voting securities of the reporting utility

Name	Percent Ownership in Utility	Principle Business Address	Amt Pd by Utility
Justin D. Ahmann	50%	75 Somers Road Somers, MT 59901	N/A
Marc A. Liechti	50%		N/A

INCOME STATEMENT		
ACCOUNT NAME	Current Year (2018)	Current Year (2017)
OPERATING REVENUE:		
Metered		
Residential		
Commercial		
Industrial		
Other		
Unmetered		
Residential	62,205.63	52,125.00
Commercial		
Industrial		
Fire Protection		
Bulk Sales		
Sale of Materials		
Other		
TOTAL OPERATING REVENUE:	\$ 62,205.63	\$ 52,125.00
OPERATING EXPENSES:		
Operation and Maintenance Expense	41,506.19	42,872.17
Depreciation Expense		
Taxes Other than Income		
Deferred Federal Income Taxes		
Deferred State Income Taxes		
TOTAL OPERATING EXPENSES	\$ 41,506.19	\$ 42,872.17
NET INCOME (LOSS) from OPERATIONS	\$ 20,699.44	\$ 9,252.83
Other Income:		
Non Utility Income		
.....		
.....		
TOTAL OTHER INCOME	\$ -	\$ -
Other Deductions:		
Non-Utility Expenses		
Interest Expense		
.....		
TOTAL OTHER DEDUCTIONS	\$ -	\$ -
NET INCOME (LOSS)	\$ 20,699.44	\$ 9,252.83

COMPARATIVE BALANCE SHEET		
ACCOUNT NAME	Current Year (2018)	Current Year (2017)
ASSETS:		
Utility Plant in Service	602,000.00	602,000.00
Less: Accumulated Deprec. & Amort.		
NET UTILITY PLANT	\$ 602,000.00	\$ 602,000.00
Cash		
Customer Accounts Receivable		
Other Assets (Specify)		
TOTAL ASSETS OTHER THAN UTILITY PLANT	\$ -	\$ -
TOTAL ASSETS	\$ 602,000.00	\$ 602,000.00
LIABILITIES AND CAPITAL		
CAPITAL		
Common Stock Issued	2,125.00	2,125.00
Preferred Stock Issued		
Other Paid in Capital		
Retained Earnings		
Proprietary Capital		
TOTAL CAPITAL	\$ 2,125.00	\$ 2,125.00
LIABILITIES		
Long Term Debt		
Accounts Payable		
Notes Payable		
Customer Deposits		
Accrued Taxes		
Other Liabilities (Specify)		
Advances for Construction		
Contributions in aid of Construction		
TOTAL LIABILITIES	\$ -	\$ -
TOTAL LIABILITIES AND CAPITAL	\$ 2,125.00	\$ 2,125.00

Accumulated Depreciation and Amortization of Utility Plant		
ACCOUNT 108	Current Year (2018)	Current Year (2017)
Balance at First of Year	N/A	N/A
Credits During the Year:		
Accruals Charged to Depreciation Account		
Salvage		
Other Credits (Specify):		
Total Credits	\$ -	\$ -
Debits During the Year:		
Book Cost of Plant Retired	N/A	N/A
Cost of Removal		
Other Debits (Specify):		
Total Debits	\$ -	\$ -
Balance at End of Year	\$ -	\$ -

Contributions in Aid of Construction		
Report below all contractor and developer agreements and line extension agreements from which cash or property was received during the year	Indicate	
	Cash	Property
	N/A	N/A
TOTAL DURING THE YEAR		\$ -

Accumulated Deferred Income Taxes	
Description	Amount
Accumulated Deferred Income Taxes	
Federal	
State	
Total Accumulated Deferred Income Taxes	N/A

Capital Stock		
	Common Stock	Preferred Stock
Par or stated value per share -----	42.50	
Shares Authorized -----	50	
Shares Issued and Outstanding -----	50	
Total par value of stock issued -----	2,125.00	
Dividends declared per share for year -----	N/A	

Retained Earnings		
	Appropriated	Unappropriated
Balance at first of year -----	-	
Changes during year:		
Net Income (loss) -----		
Dividends -----		
Other (Specify): -----		

Balance end of year -----		

Proprietary Capital		
	Proprietor or Partner	Partner
Balance at first of year -----		
Changes during year (Specify): -----		

Balance at end of year -----	N/A	N/A

Long Term Debt			
Description of Obligation	Interest Rate	Payment	Principal at Balance Sheet Date
Total		N/A	N/A

Water Utility Plant Accounts					
Acct No.	Account Name	Previous Year	Additions	Retirements	Current Year
301	Organization				
302	Franchises				
303	Land & Land Rights				
304	Structures and Improvements				
305	Collecting and Impounding Reservoirs				308,000.00
306	Lake River and Other Intakes				
307	Wells and Springs				20,000.00
308	Infiltration Galleries and Tunnels				
309	Supply Mains				
310	Power Generation Equipment				80,000.00
311	Pumping Equipment				94,000.00
320	Water Treatment Equipment				
330	Distribution Reservoirs and Standpipes				
331	Transmission and Distribution Mains				100,000.00
333	Services				
334	Meters and Meter Installations				
335	Hydrants				
339	Other Plant and Misc. Equipment				
340	Office Furniture and Equipment				
341	Transportation Equipment				
342	Stores Equipment				
343	Tools, Shop & Garage Equipment				
344	Laboratory Equipment				
345	Power Operated Equipment				
346	Communication Equipment				
347	Miscellaneous Equipment				
348	Other Tangible Plant				
Total Water Plant		\$ -	\$ -	\$ -	\$ 602,000

Analysis of Accumulated Depreciation by Primary Account								
Acct No.	Account	Average Service Life in Years	Average Salvage Value in Percent	Depr. Rate Applied	Accumulated Depreciation Beginning of Year	Debits	Credits	Accumulated Depreciation End of Year
304	Structures and Improvements							
305	Collecting and Impounding Reservoirs							
306	Lake River and Other Intakes							
307	Wells and Springs							
308	Infiltration Galleries and Tunnels							
309	Supply Mains							
310	Power Generation Equipment							
311	Pumping Equipment							
320	Water Treatment Equipment							
330	Distribution Reservoirs and Standpipes							
331	Transmission and Distribution Mains							
333	Services							
334	Meters and Meter Installations							
335	Hydrants							
339	Other Plant and Misc. Equipment							
340	Office Furniture and Equipment							
341	Transportation Equipment							
342	Stores Equipment							
343	Tools, Shop & Garage Equipment							
344	Laboratory Equipment							
345	Power Operated Equipment							
346	Communication Equipment							
347	Miscellaneous Equipment							
348	Other Tangible Plant							
TOTAL					\$ -	\$ -	\$ -	\$ -

Water Operation and Maintenance Expense	
Account Name	Amount
Salaries and Wages - Employees	-
Salaries and Wages - Officers, Directors and Majority Stockholders	11,100.00
Employee Pension and Benefits	
Purchased Water	
Purchased Power	6,050.93
Fuel for Power Production	
Chemicals (testing via ME Lab)	2,100.50
Materials and Supplies	3,210.46
Contractual Services (cell phone, attorneys, DEQ, SOS, CPA)	10,592.02
Rents (income tax)	3,582.44
Transportation Expense	2,380.56
Insurance Expense	2,489.29
Regulatory Commission Expense	
Bad Debt Expense	
TOTAL	\$ 41,506.19

[illegible]

Affidavit

STATE OF MONTANA

County of Flathead

We, the undersigned, on our oath do severally say that the foregoing return of
Alpine Pacific Utilities, LLC

water utility, has been prepared under our direction from the original books,
papers and records of said utility and declare the same to be a full, true and
correct statement embracing all the financial transactions of said utility
during the period for which the return is made.





(Signature)

Justin D. Ahmann, Vice President

(Name & Title)

Subscribed and sworn before me this 22 day of March, 20 19





Sources of Water Supply

Surface Water: River: _____ Lake: _____ Stream: _____ Impounding Reservoir: _____

Ground Water: No. of Springs: _____ No. of Shallow Wells: _____ No. of Deep Wells: 2

Reservoirs, Standpipes, and Purification System

No. of Reservoirs: 1

Capacity in Gallons: 210,000

No. of Standpipes: _____

Capacity in Gallons: _____

Method of Purification: None

Services and Meters

Size->	1/2"	5/8"	1 in	1 1/2 in	2 in	3 in	4 in	6 in	
Services			96						
Meters									

Number and Classification of Consumers

Classification	Beginning of Year			End of Year			Increase (Decrease)
	Metered	Unmetered	Total	Metered	Unmetered	Total	
Residential		96			102	96	6
Commercial							
Industrial							
Fire Hydrants							
Governmental							
All Other							
Total	-	96.00	-	-	102.00	96.00	6.00

Total Pumping Station Statistics

Total Amount of Water Obtained by all methods during the year: 29,441,404 gals.

Maximum Water obtained all methods during any one day: 261,945 gals.

Minimum Amount of Water obtained all methods during one day: 11,001 gals.

Range of ordinary pressure on mains 69 lbs to 71 lbs

Range of fire pressure in mains 69 lbs to 71 lbs