

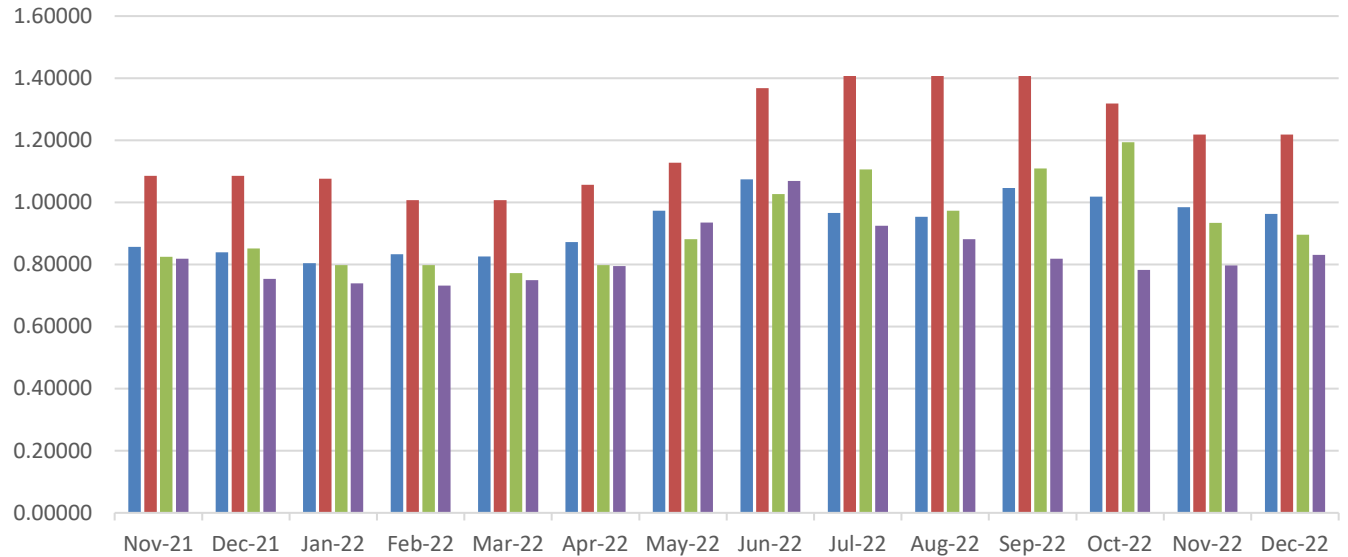
2022 Residential Rate Summary (as of the 1st day of each month)

	NWE Gas (therm)	Big Sky Gas (therm)	MDU Gas (dkt)	EWM Gas (ccf)	NWE Electric (kwh)	MDU Electric (kwh)
January						
Total Rate	\$.8044126	\$1.07667	\$7.9825	\$.65847	\$.112003	\$.091496
Supply Rate	\$.397642	\$.6699 **	\$6.555	\$.35581	\$.064426	\$.02473
Service Chg	\$6.50/month	NWE	\$.30/day	\$6.73/month	\$4.20/month	\$.19/day
February						
Total Rate	\$.8324926	\$1.0066706	\$7.9825	\$.65265	\$.112003	\$.094956
Supply Rate	\$.425722	\$.5999 **	\$6.555	\$.35234	\$.064426	\$.02819
Service Chg	\$6.50/month	NWE	\$.30/day	\$6.73/month	\$4.20/month	\$.19/day
March						
Total Rate	\$.8262726	\$1.0066706	\$7.7195	\$.66842	\$.112003	\$.096766
Supply Rate	\$.419502	\$.5999 **	\$6.292	\$.368	\$.064426	\$.03
Service Chg	\$6.50/month	NWE	\$.30/day	\$6.73/month	\$4.20/month	\$.19/day
April						
Total Rate	\$.8721026	\$1.05667	\$7.9845	\$.70845	\$.113478	\$.096306
Supply Rate	\$.465332	\$.6499 **	\$6.557	\$.40868	\$.064723	\$.02954
Service Chg	\$6.50/month	NWE	\$.30/day	\$6.73/month	\$4.20/month	\$.19/day
May						
Total Rate	\$.9736558	\$1.12824	\$8.8135	\$.83304	\$.113478	\$.093146
Supply Rate	\$.565332	\$.7199 **	\$7.386	\$.51902	\$.064723	\$.02638
Service Chg	\$6.50/month	NWE	\$.30/day	\$6.73/month	\$4.20/month	\$.19/day
June		*				
Total Rate	\$1.0736558	\$1.3682238	\$10.2675	\$.95262	\$.113478	\$.109926
Supply Rate	\$.665332	\$.9599 **	\$8.84	\$.6387	\$.064723	\$.02319
Service Chg	\$6.50/month	NWE	\$.30/day	\$6.73/month	\$4.20/month	\$.19/day
July		*				
Total Rate	\$.9661174	\$1.4068854	\$11.0565	\$.8239	\$.1161	\$.108406
Supply Rate	\$.559132	\$.9999 **	\$9.629	\$.50995	\$.067551	\$.02167
Service Chg	\$6.50/month	NWE	\$.30/day	\$6.73/month	\$4.20/month	\$.19/day
August						
Total Rate	\$.9534474	\$1.4068854	\$9.7355	\$.78587	\$.1161	\$.105836
Supply Rate	\$.546462	\$.9999 **	\$8.308	\$.47238	\$.067551	\$.0191
Service Chg	\$6.50/month	NWE	\$.30/day	\$6.73/month	\$4.20/month	\$.19/day
September						
Total Rate	\$1.0460774	\$1.4068854	\$11.0935	\$.72944	\$.1161	\$.110886
Supply Rate	\$.639092	\$.9999 **	\$9.666	\$.41556	\$.067551	\$.02415
Service Chg	\$6.50/month	NWE	\$.30/day	\$6.73/month	\$4.20/month	\$.19/day
October						
Total Rate	\$1.0181449	\$1.3187731	\$11.9405	\$.69774	\$.136321	\$.091026
Supply Rate	\$.5992718	\$.8999 **	\$10.513	\$.39251	\$.08161	\$.02426
Service Chg	\$6.50/month	NWE	\$.30/day	\$6.73/month	\$4.20/month	\$.19/day
November						
Total Rate	\$.9848851	\$1.21877	\$9.3415	\$.70983	\$.136321	\$.089306
Supply Rate	\$.566012	\$.7999 **	\$7.914	\$.43386	\$.08161	\$.02254
Service Chg	\$6.50/month	NWE	\$.30/day	\$6.73/month	\$4.20/month	\$.19/day
December						
Total Rate	\$.9633551	\$1.21877	\$8.9595	\$.74095	\$.136321	\$.090186
Supply Rate	\$.544482	\$.7999 **	\$7.532	\$.46482	\$.08161	\$.02342
Service Chg	\$6.50/month	NWE	\$.30/day	\$6.73/month	\$4.20/month	\$.19/day

* Big Sky Gas is not accepting new residential customers June-Dec. This rate is for existing customers who renew in those months.

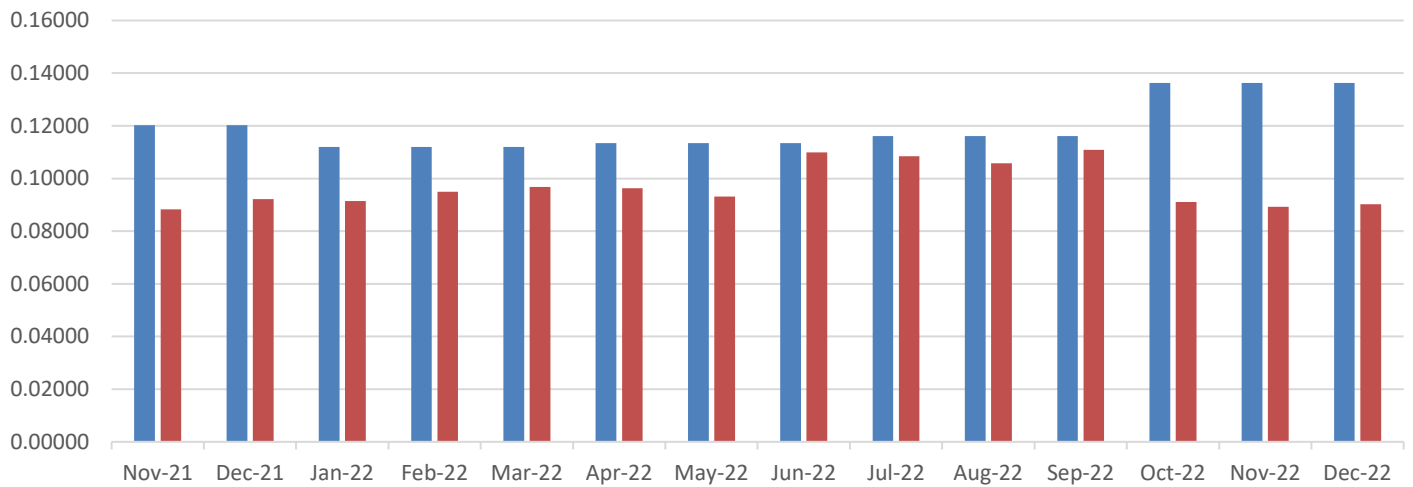
** This is a 12-month term commitment rate – other rates also available

Total Natural Gas Rate in Therms



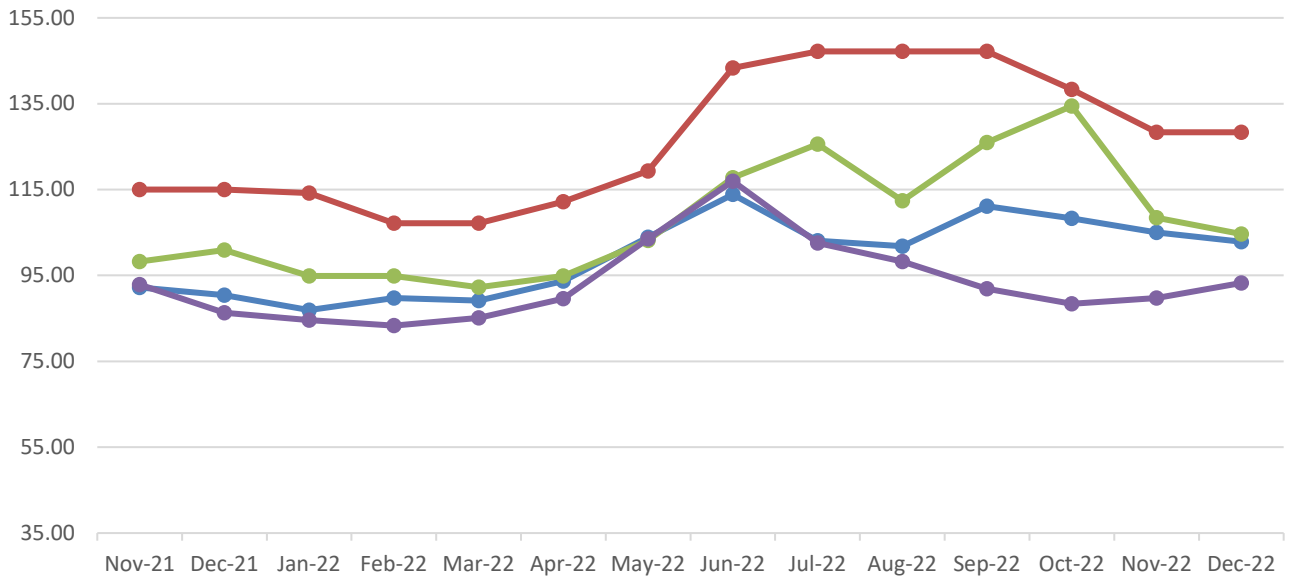
	Nov-21	Dec-21	Jan-22	Feb-22	Mar-22	Apr-22	May-22	Jun-22	Jul-22	Aug-22	Sep-22	Oct-22	Nov-22	Dec-22
NWE	0.85672	0.83950	0.80441	0.83249	0.82627	0.87210	0.97365	1.07366	0.96612	0.95345	1.04608	1.01814	0.98489	0.96336
BSG/NWE	1.08515	1.08515	1.07667	1.00667	1.00667	1.05667	1.12824	1.36822	1.40689	1.40689	1.40689	1.31877	1.21877	1.21877
MDU	0.82455	0.85165	0.79825	0.79825	0.77195	0.79845	0.88135	1.02675	1.10565	0.97355	1.10935	1.19405	0.93415	0.89595
Energy West	0.81893	0.75398	0.73880	0.73227	0.74996	0.79487	0.93466	1.06883	0.92441	0.88174	0.81842	0.78286	0.79642	0.83134

Total Electric Rate in kWh



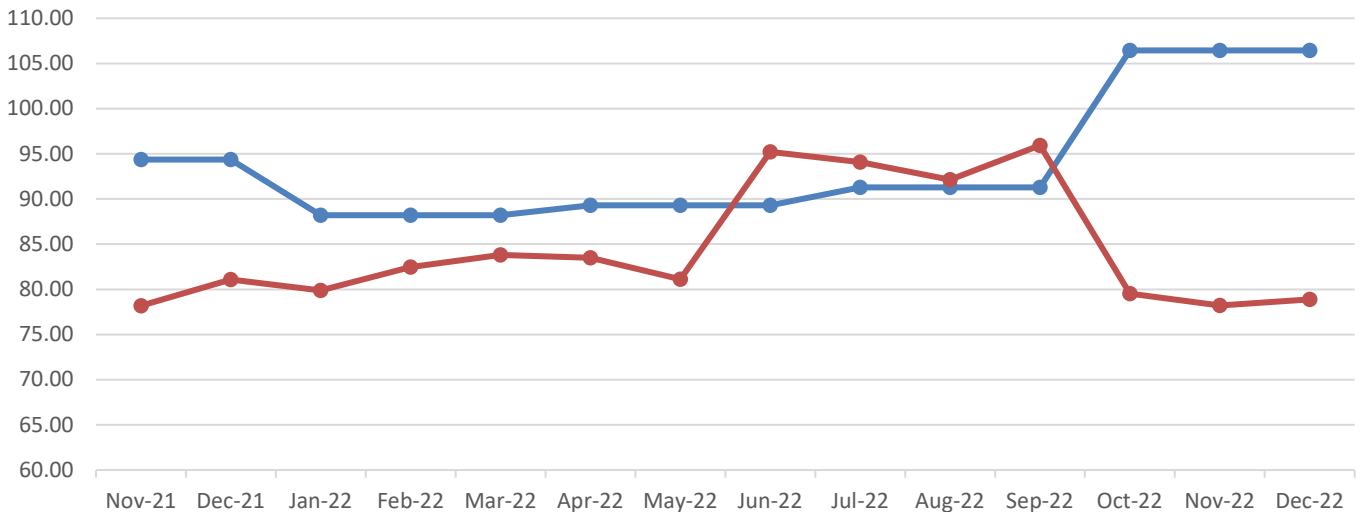
	Nov-21	Dec-21	Jan-22	Feb-22	Mar-22	Apr-22	May-22	Jun-22	Jul-22	Aug-22	Sep-22	Oct-22	Nov-22	Dec-22
NWE	0.12021	0.12021	0.11200	0.11200	0.11200	0.11348	0.11348	0.11348	0.11610	0.11610	0.11610	0.13632	0.13632	0.13632
MDU	0.08829	0.09215	0.09150	0.09496	0.09677	0.09631	0.09315	0.10993	0.10841	0.10584	0.11089	0.09103	0.08931	0.09019

Average Bill - Natural Gas Assume 30 days/100 therms



	Nov-21	Dec-21	Jan-22	Feb-22	Mar-22	Apr-22	May-22	Jun-22	Jul-22	Aug-22	Sep-22	Oct-22	Nov-22	Dec-22
NWE	92.17	90.45	86.94	89.75	89.13	93.71	103.87	113.87	103.11	101.84	111.11	108.31	104.99	102.84
BSG/NWE	115.01	115.01	114.17	107.17	107.17	112.17	119.32	143.32	147.19	147.19	147.19	138.38	128.38	128.38
MDU	98.21	100.92	94.89	94.89	92.26	94.91	103.20	117.74	125.63	112.42	126.00	134.47	108.48	104.66
Energy West	92.84	86.35	84.58	83.32	85.09	89.58	103.56	116.97	102.53	98.26	91.93	88.38	89.73	93.22

Average Bill - Electric Assume 30 days/750 kwh



	Nov-21	Dec-21	Jan-22	Feb-22	Mar-22	Apr-22	May-22	Jun-22	Jul-22	Aug-22	Sep-22	Oct-22	Nov-22	Dec-22
NWE	94.36	94.36	88.20	88.20	88.20	89.31	89.31	89.31	91.28	91.28	91.28	106.44	106.44	106.44
MDU	78.18	81.08	79.87	82.47	83.82	83.48	81.11	95.21	94.07	92.15	95.93	79.52	78.23	78.89

NOTES AND DISCLAIMERS:

This document reflects rates shown on tariffs filed and processed for each utility as of the first day of the month. If a company does not have tariffs on file with this office the rates are verified with an employee of that company. Mid-month changes are not reflected on this document until the subsequent month.

Gas supply rates for each company may include transportation and storage costs from other parties.

Montana Dakota Utilities (MDU) electric power supply costs consist of fuel used in its generating stations, energy purchases from MISO and a seasonal capacity contract.

NorthWestern Energy (NWE) electric supply rate includes the annual variable costs associated with the production and procurement of energy supplies which is calculated annually through its Power Costs and Credit Adjustment Mechanism (PCCAM). In addition it includes the fixed recovery of costs approved in its last electric general rate case Docket 2018.02.012 associated with the operating costs and return on its investment in its five owned generating assets.

NWE gas supply rate includes the cost of gas and gas transportation from other suppliers, as well as the Battle Creek, Bear Paw, and Devon revenue requirements.

Tax tracking adjustments are included in the total rate for NWE gas, NWE electric, and Big Sky Gas; and are included in the average bill for MDU gas, MDU electric, and Energy West.

Big Sky Gas (BSG) offers residential supply rates based on term commitments ranging from 12 to 36 months. Those term commitments include a cancellation fee if service is discontinued before the end of the term. This document uses their 12-month rate. Customers previously enrolled in a variable rate plan continue to be served on a variable rate until such time as they switch to a term rate. New customers are required to select a term commitment rate.

SOURCES:

NWE: <http://www.northwesternenergy.com/account-services/whats-included-in-your-total-bill/tariffs-and-rates/montana-tariffs-and-rates>

BSG: <http://www.bigskygas.com> and Big Sky Gas employee verification

MDU: <https://www.montana-dakota.com/rates-and-services/rates-tariffs>

Energy West: <http://www.ewst.com>