

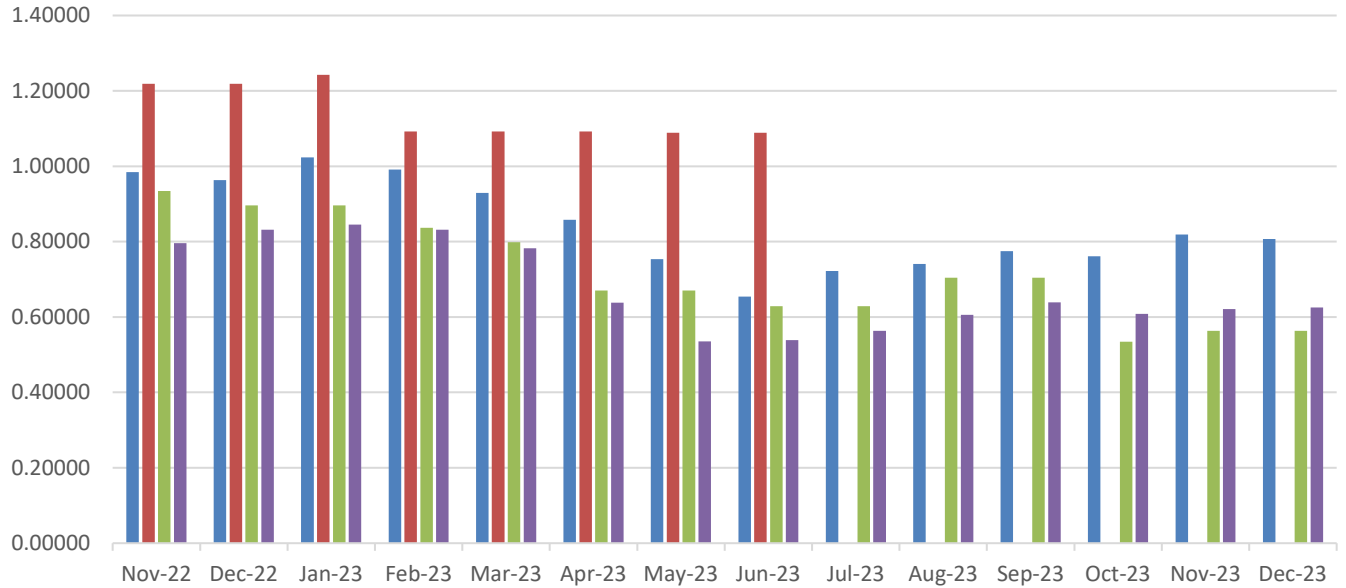
2023 Residential Rate Summary (as of the 1st day of each month)

	NWE Gas (therm)	Big Sky Gas (therm)	MDU Gas (dkt)	EWM Gas (ccf)	NWE Electric (kwh)	MDU Electric (kwh)
January		*				
Total Rate	\$1.023225	\$1.242488	\$8.9595	\$.75308	\$.140488	\$.087706
Supply Rate	\$.580637	\$.7999 **	\$7.532	\$.47692	\$.082217	\$.02094
Service Chg	\$6.50/month	NWE	\$.30/day	\$6.73/month	\$4.20/month	\$.19/day
February		*				
Total Rate	\$.991535	\$1.092488	\$8.3665	\$.74162	\$.140488	\$.091266
Supply Rate	\$.548947	\$.6499 **	\$6.939	\$.43262	\$.082217	\$.0245
Service Chg	\$6.50/month	NWE	\$.30/day	\$6.73/month	\$4.20/month	\$.19/day
March		*				
Total Rate	\$.929565	\$1.092488	\$ 7.9875	\$.69708	\$.140488	\$.092506
Supply Rate	\$.486977	\$.6499 **	\$6.56	\$.38827	\$.082217	\$.02574
Service Chg	\$6.50/month	NWE	\$.30/day	\$6.73/month	\$4.20/month	\$.19/day
April		*				
Total Rate	\$.857765	\$1.092488	\$6.7055	\$.5684	\$.140488	\$.089856
Supply Rate	\$.415177	\$.6499 **	\$5.278	\$.25972	\$.082217	\$.02309
Service Chg	\$6.50/month	\$NWE	\$.30/day	\$6.73/month	\$4.20/month	\$.19/day
May		*				
Total Rate	\$.7538367	\$1.08856	\$6.7055	\$.47703	\$.140488	\$.090456
Supply Rate	\$.315177	\$.6499 **	\$5.278	\$.16947	\$.082217	\$.02369
Service Chg	\$6.50/month	\$NWE	\$.30/day	\$6.73/month	\$4.20/month	\$.19/day
June		*				
Total Rate	\$.6538367	\$1.08856	\$6.2915	\$.48043	\$.140488	\$.108926
Supply Rate	\$.215177	\$.6499 **	\$4.864	\$.17287	\$.082217	\$.02219
Service Chg	\$6.50/month	\$NWE	\$.30/day	\$6.73/month	\$4.20/month	\$.19/day
July		*				
Total Rate	\$.7220507	\$	\$6.2915	\$.50182	\$.140542	\$.109096
Supply Rate	\$.287153	\$	\$4.864	\$.19427	\$.082217	\$.02236
Service Chg	\$6.50/month	\$	\$.30/day	\$6.73/month	\$4.20/month	\$.19/day
August		*				
Total Rate	\$.7407647	\$	\$7.04750	\$.53996	\$.140542	\$.110116
Supply Rate	\$.305867	\$	\$5.62	\$.2347	\$.082217	\$.02338
Service Chg	\$6.50/month	\$	\$.30/day	\$6.73/month	\$4.20/month	\$.19/day
September		*				
Total Rate	\$.7749547	\$	\$7.0465	\$.56973	\$.140542	\$.111436
Supply Rate	\$.340057	\$	\$5.62	\$.26474	\$.082217	\$.0247
Service Chg	\$6.50/month	\$	\$.30/day	\$6.73/month	\$4.20/month	\$.19/day
October		*				
Total Rate	\$.7616147	\$	\$5.3465	\$.54224	\$.134037	\$.105306
Supply Rate	\$.326717	\$	\$3.92	\$.2532	\$.076223	\$.0311
Service Chg	\$6.50/month	\$	\$.30/day	\$6.73/month	\$4.20/month	\$.19/day
November		*				
Total Rate	\$.8193277	\$	\$5.6305	\$.55379	\$.145004	\$.117856
Supply Rate	\$.3367203	\$	\$4.204	\$.26488	\$.081472	\$.04365
Service Chg	\$6.50/month	\$	\$.30/day	\$6.73/month	\$4.20/month	\$.19/day
December		*				
Total Rate	\$.8073177	\$	\$5.6305	\$.55746	\$.145004	\$.117856
Supply Rate	\$.3247103	\$	\$4.204	\$.2658	\$.081472	\$.04365
Service Chg	\$6.50/month	\$	\$.30/day	\$6.73/month	\$4.20/month	\$.19/day

* Big Sky Gas is not accepting new residential customers at this time, nor are they renewing existing contracts as of July 2023.

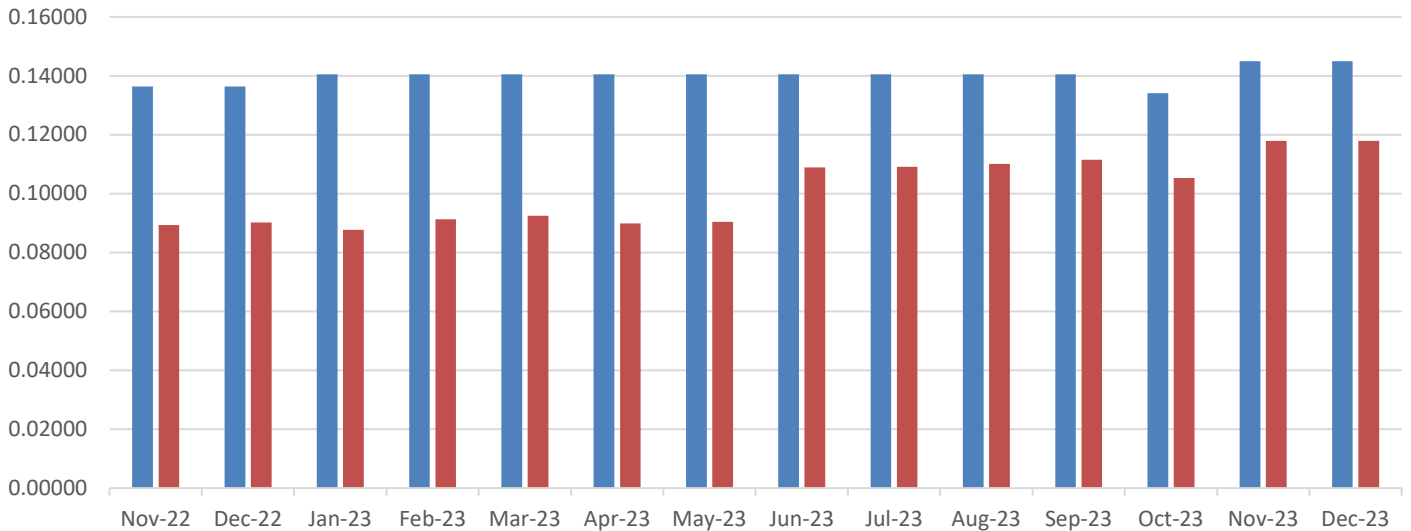
** This is a 12-month term commitment rate – other rates also available

Total Natural Gas Rate in Therms



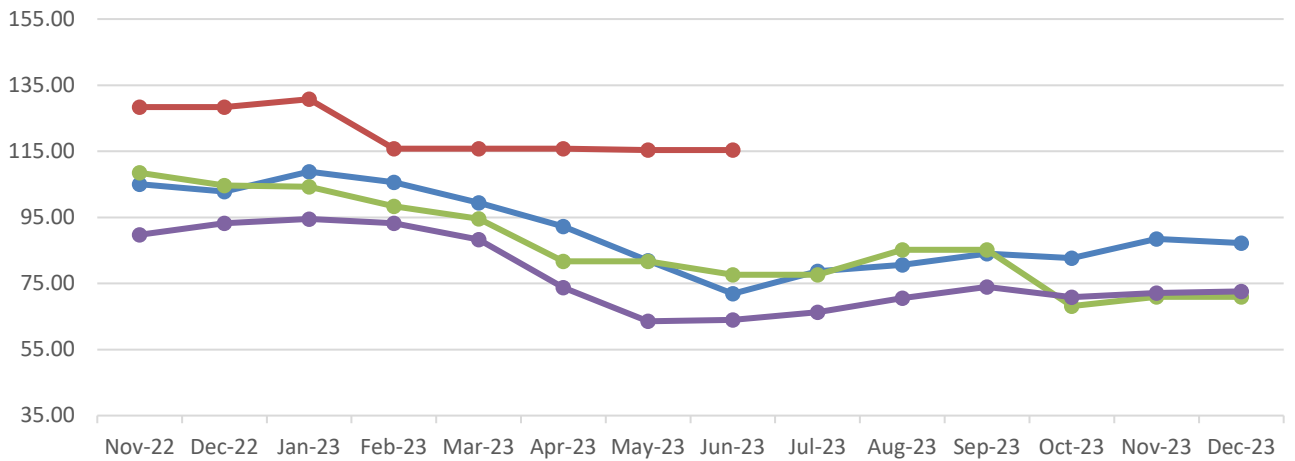
	Nov-22	Dec-22	Jan-23	Feb-23	Mar-23	Apr-23	May-23	Jun-23	Jul-23	Aug-23	Sep-23	Oct-23	Nov-23	Dec-23
NWE	0.98489	0.96336	1.02323	0.99154	0.92957	0.857765	0.75384	0.65384	0.72205	0.74076	0.77495	0.76161	0.81933	0.80732
BSG	1.21877	1.21877	1.24249	1.09249	1.09249	1.09249	1.08856	1.08856						
MDU	0.93415	0.89595	0.89595	0.83665	0.79875	0.67055	0.67055	0.62915	0.62915	0.70475	0.70465	0.53465	0.56305	0.56305
Energy West	0.79642	0.83134	0.84495	0.83209	0.78212	0.63774	0.53522	0.53904	0.56304	0.60583	0.63923	0.60839	0.62135	0.62546

Total Electric Rate in kWh



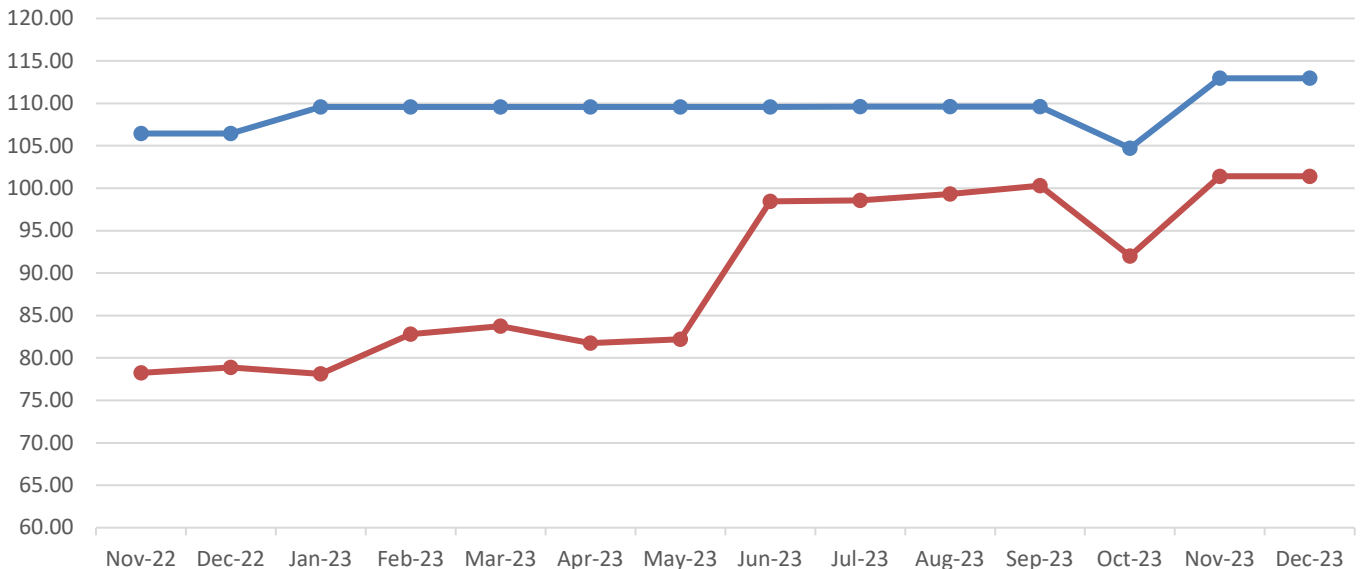
	Nov-22	Dec-22	Jan-23	Feb-23	Mar-23	Apr-23	May-23	Jun-23	Jul-23	Aug-23	Sep-23	Oct-23	Nov-23	Dec-23
NWE	0.13632	0.13632	0.14049	0.14049	0.14049	0.14049	0.14049	0.14049	0.14054	0.14054	0.14054	0.13404	0.14500	0.14500
MDU	0.08931	0.09019	0.08771	0.09127	0.09251	0.08986	0.09046	0.10893	0.10910	0.11012	0.11144	0.10531	0.11786	0.11786

Average Bill - Natural Gas Assume 30 days/100 therms



	Nov-22	Dec-22	Jan-23	Feb-23	Mar-23	Apr-23	May-23	Jun-23	Jul-23	Aug-23	Sep-23	Oct-23	Nov-23	Dec-23
NWE	104.99	102.84	108.82	105.65	99.46	92.28	81.88	71.88	78.71	80.58	84.00	82.66	88.43	87.23
BSG	128.38	128.38	130.75	115.75	115.75	115.75	115.36	115.36						
MDU	108.48	104.66	104.27	98.34	94.55	81.73	81.73	77.59	77.59	85.15	85.14	68.14	70.98	70.98
Energy West	89.73	93.22	94.51	93.23	88.23	73.79	63.54	63.92	66.32	70.60	73.94	70.86	72.15	72.57

Average Bill - Electric Assume 30 days/750 kwh



	Nov-22	Dec-22	Jan-23	Feb-23	Mar-23	Apr-23	May-23	Jun-23	Jul-23	Aug-23	Sep-23	Oct-23	Nov-23	Dec-23
NWE	106.44	106.44	109.57	109.57	109.57	109.57	109.57	109.57	109.61	109.61	109.61	104.73	112.95	112.95
MDU	78.23	78.89	78.12	82.81	83.74	81.75	82.20	98.43	98.56	99.33	100.32	92.00	101.41	101.41

NOTE: From February 1, 2023, through September 30, 2023, MDU's average electric bill included an interim rate increase of 3.708% applied to the monthly service charge and the energy charge (Docket 2022.11.099)

NOTES AND DISCLAIMERS:

This document reflects rates shown on tariffs filed and processed for each utility as of the first day of the month. If a company does not have tariffs on file with this office the rates are verified with an employee of that company. Mid-month changes are not reflected on this document until the subsequent month.

Gas supply rates for each company may include transportation and storage costs from other parties.

Montana Dakota Utilities (MDU) electric power supply costs consist of fuel used in its generating stations, energy purchases from MISO and a seasonal capacity contract.

NorthWestern Energy (NWE) electric supply rate includes the annual variable costs associated with the production and procurement of energy supplies which is calculated annually through its Power Costs and Credit Adjustment Mechanism (PCCAM). In addition, it includes the fixed recovery of costs approved in its last electric general rate case Docket 2018.02.012 associated with the operating costs and return on its investment in its five owned generating assets.

NWE gas supply rate includes the cost of gas and gas transportation from other suppliers, as well as the Battle Creek, Bear Paw, and Devon revenue requirements.

Tax tracking adjustments are included in the total rate for NWE gas, NWE electric, and Big Sky Gas; and are included in the average bill for MDU gas, MDU electric, and Energy West.

Big Sky Gas (BSG) notified our office that no sooner than September 1, 2023, they will discontinue offering competitive gas supply service to residential and small commercial customers. Those customers will default to NWE if they do not pick a new competitive supplier. As of July 1, 2023, they are not renewing existing contracts for that class of customers.

SOURCES:

NWE: <https://www.northwesternenergy.com/billing-payment/rates-tariffs/rates-tariffs-montana>

MDU: <https://www.montana-dakota.com/rates-and-services/rates-tariffs>

Energy West: <http://www.ewst.com>