

YEAR 2011

ANNUAL REPORT

of the

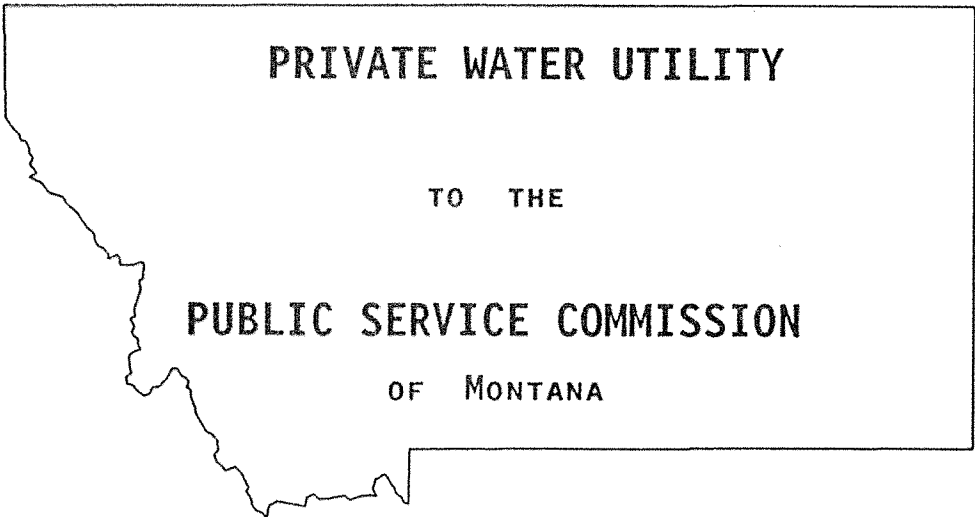
NAME HLH, LLC Water

LOCATION 1627 W. Main Street, Suite 299, Bozeman, MT 59715

PUBLIC SERVICE  
COMMISSION

2012 MAY -3 P 1:53

RECEIVED BY



FOR THE YEAR ENDING December 31, 2011

## General Instructions

- 1 Prepare this report in conformity with the 1984 National Association of Utility Regulatory Commissioners Uniform System of Accounts for Water Utilities.
- 2 Interpret all accounting words or phrases in accordance with the Uniform System of Accounts for Water Utilities.
- 3 Complete each question fully and accurately, even if it has been answered in a previous annual report. Enter the word "None" where it truly and completely states the fact.
- 4 For any question, section or page which is not applicable to the respondent enter the words "Not Applicable" or "N/A". Do not omit any pages.
- 5 Where dates are called for, the month and day should be stated as well as the year.
- 6 Complete this report by means which result in a permanent record.
- 7 If there is not enough room on any schedule, an additional page or pages may be added provided the format of the added schedule matches the format of the schedule with not enough room. Such a schedule should reference the appropriate schedules, state the name of the utility, and state the year of the report.
- 8 This report should be filed in duplicate and one copy returned by April 30 following the end of the calendar year for calendar year filers. If other than a calendar year filer, this report needs to be filed by the end of the 4th month following the end of the fiscal year for filers that have other than a calendar year yearend.
- 9 Please send the copy of your completed Annual Report to:

Montana Public Service Commission  
Utility Division  
P.O. Box 202601  
Helena, MT 59620-2601

## Table of Contents

SCHEDULE	PAGE
Identification	2
Income Statement	3
Balance Sheet	4
Contributions in Aid of Construction	5
Accumulated Depreciation and Amortization of Utility Plant	6
Capital Stock	6
Retained Earnings	6
Proprietary Capital	6
Long Term Debt	6
Water Utility Plant Accounts	7
Analysis of Accumulated Deprecation by Primary Account	8
Payments For Services Rendered by Other Than Employees	9
Water Operation and Maintenance Expense	9
Water Customers	10
Operating Statistics	10

# REPORT OF

HLH, LLC-Water

---

1627 W. Main Street, Suite 299, Bozeman, MT 59715

*(address)*

*(city, state, zip code)*

For Year Ended December 31, 2011

Date Utility First Organized January 14, 2008

Telephone Number 406-570-0371

Location of books and records same address as preparer

Contacts			
Name	Title	Principal Business Address	Salary
Person to send correspondence:	Kevin Loustaunau	1627 W. Main St., Suite 299 Bozeman, MT 59715	
Person who prepared this report:	Jennifer Bos	1408 Gold Ave #6 Bozeman, MT 59715	
Officers and Managers:			
Kevin Loustaunau	Manager	same as above	\$12,500.00
Matt Huggins	Manager	same as above	\$12,500.00

Ownership			
Report every corporation or person owning interest or holding directly 5 percent or more of the voting securities of the reporting utility			
Name	Percent Ownership in Utility	Principle Business Address	Amt Pd by Utility
Kevin Loustaunau	33.33%	same as above	\$12,500.00
Matt Huggins	33.33%	same as above	\$12,500.00
Leigh Huggins	16.67%	same as managers	\$0.00
American Pension Services	16.67%	same as managers	

<b>INCOME STATEMENT</b>		
<b>ACCOUNT NAME</b>	<b>Current Year 2011</b>	<b>Previous Year 2010</b>
<b>OPERATING REVENUE:</b>		
Metered		
Residential		
Commercial		
Industrial		
Other		
Unmetered		
Residential	196,937.00	177,023.00
Commercial		
Industrial		
Fire Protection		
Bulk Sales		
Sale of Materials		
Other		
<b>TOTAL OPERATING REVENUE:</b>	<b>\$ 196,937.00</b>	<b>\$ 177,023.00</b>
<b>OPERATING EXPENSES:</b>		
Operation and Maintenance Expense	132,157.00	101,265.00
Depreciation and Amortization Expense	26,918.00	26,311.00
Taxes Other than Income	1,012.00	507.00
<b>TOTAL OPERATING EXPENSES</b>	<b>\$ 160,087.00</b>	<b>\$ 128,083.00</b>
<b>NET INCOME (LOSS) from OPERATIONS</b>	<b>\$ 36,850.00</b>	<b>\$ 48,940.00</b>
<b>Other Income:</b>		
Non Utility Income		
<b>TOTAL OTHER INCOME</b>	<b>\$ -</b>	<b>\$ -</b>
<b>Other Deductions:</b>		
Non-Utility Expenses		
Interest Expense	31,325.00	40,830.00
<b>TOTAL OTHER DEDUCTIONS</b>	<b>\$ 31,325.00</b>	<b>\$ 40,830.00</b>
<b>NET INCOME (LOSS)</b>	<b>\$ 5,525.00</b>	<b>\$ 8,110.00</b>

<b>COMPARATIVE BALANCE SHEET</b>		
ACCOUNT NAME	Current Year 2011	Previous Year 2010
<b>ASSETS:</b>		
Utility Plant in Service	653,442.00	641,323.00
Less: Accumulated Deprec. & Amort.	(104,971.00)	(78,053.00)
<b>NET UTILITY PLANT</b>	<b>\$ 548,471.00</b>	<b>\$ 563,270.00</b>
Cash	25,802.00	25,346.00
Customer Accounts Receivable		
Other Assets (Specify)      Prepaid Exp.	6,448.00	6,448.00
Transfer Receivable	14,343.00	27,891.00
Goodwill	14,582.00	14,582.00
Loan fees & start-up costs	9,255.00	9,255.00
<b>TOTAL ASSETS OTHER THAN UTILITY PLANT</b>	<b>\$ 70,430.00</b>	<b>\$ 83,522.00</b>
<b>TOTAL ASSETS</b>	<b>\$ 618,901.00</b>	<b>\$ 646,792.00</b>
<b>LIABILITIES AND CAPITAL</b>		
<b>CAPITAL</b>		
Common Stock Issued		
Preferred Stock Issued		
Other Paid in Capital	185,525.00	185,525.00
Retained Earnings	14,074.00	8,549.00
Proprietary Capital		
<b>TOTAL CAPITAL</b>	<b>\$ 199,599.00</b>	<b>\$ 194,074.00</b>
<b>LIABILITIES</b>		
Long Term Debt	419,021.00	425,670.00
Accounts Payable	281.00	
Notes Payable		
Customer Deposits		
Accrued Taxes		
Other Liabilities (Specify)		
Transfer Payable	-	48.00
Rent Payable	-	27,000.00
Deferred revenues		
Advances for Construction		
Contributions in aid of Construction		
<b>TOTAL LIABILITIES</b>	<b>\$ 419,302.00</b>	<b>\$ 452,718.00</b>
<b>TOTAL LIABILITIES AND CAPITAL</b>	<b>\$ 618,901.00</b>	<b>\$ 646,792.00</b>

Accumulated Depreciation and Amortization of Utility Plant		
ACCOUNT 108	Current Year 2011	Previous Year 2010
Balance at First of Year	78,053.00	51,742.00
Credits During the Year:		
Accruals Charged to Depreciation Account	26,918.00	26,311.00
Salvage		
Other Credits (Specify):		
.....		
.....		
<b>Total Credits</b>	<b>\$ 104,971.00</b>	<b>\$ 78,053.00</b>
Debits During the Year:		
Book Cost of Plant Retired		
Cost of Removal		
Other Debits (Specify):		
.....		
.....		
<b>Total Debits</b>	<b>\$ -</b>	<b>\$ -</b>
<b>Balance at End of Year</b>	<b>\$ 104,971.00</b>	<b>\$ 78,053.00</b>

Contributions in Aid of Construction			
Report below all contractor and developer agreements and line extension agreements from which cash or property was received during the year	Indicate		Amount
	Cash	Property	
.....			
.....			
.....			
.....			
<b>TOTAL DURING THE YEAR</b>			<b>\$ -</b>

Accumulated Deferred Income Taxes	
Description	Amount
Accumulated Deferred Income Taxes	
Federal	
State	
<b>Total Accumulated Deferred Income Taxes</b>	<b>\$ -</b>

Capital Stock		
	Common Stock	Preferred Stock
Par or stated value per share	N/A	N/A
Shares Authorized		
Shares Issued and Outstanding		
Total par value of stock issued		
Dividends declared per share for year		

Retained Earnings		
	Appropriated	Unappropriated
Balance at first of year		\$8,549.00
Changes during year:		
Net Income (loss)		\$5,525.00
Dividends		
Other (Specify):		
.....		
.....		
.....		
Balance end of year		\$14,074.00

Proprietary Capital		
	Proprietor or Partner	Partner
Balance at first of year		
Changes during year (Specify):		
.....		
.....		
.....		
Balance at end of year		

Long Term Debt			
Description of Obligation	Interest	Payment	Principal at Balance Sheet Date
	Rate		
Commercial Loan	7.39%	\$3,164.10	\$419,021.47
.....			
.....			
.....			
.....			
.....			
.....			
.....			
Total		\$ 3,164.10	



Water Utility Plant Accounts					
Acct No.	Account Name	Previous Year 2010	Additions	Retirements	Current Year 2011
301	Organization	9,255.00			9,255.00
302	Franchises				
303	Land & Land Rights				
304	Structures and Improvements	641,323.00	12,119.00		653,442.00
305	Collecting and Impounding Reservoirs				
306	Lake River and Other Intakes				
307	Wells and Springs				
308	Infiltration Galleries and Tunnels				
309	Supply Mains				
310	Power Generation Equipment				
311	Pumping Equipment				
320	Water Treatment Equipment				
330	Distribution Reservoirs and Standpipes				
331	Transmission and Distribution Mains				
333	Services				
334	Meters and Meter Installations				
335	Hydrants				
339	Other Plant and Misc. Equipment				
340	Office Furniture and Equipment				
341	Transportation Equipment				
342	Stores Equipment				
343	Tools, Shop & Garage Equipment				
344	Laboratory Equipment				
345	Power Operated Equipment				
346	Communication Equipment				
347	Miscellaneous Equipment				
348	Other Tangible Plant				
Total Water Plant		\$ 650,578.00	\$ 12,119.00	\$ -	\$ 662,697.00

### Analysis of Accumulated Depreciation by Primary Account

Acct No.	Account	Average Service Life in Years	Average Salvage Value in Percent	Depr. Rate Applied	Accumulated Depreciation Beginning of Year 01/01/2011	Debits	Credits	Accumulated Depreciation End of Year 12/31/2011
304	Structures and Improvements	25			76,511.00		26,404.00	102,915.00
305	Collecting and Impounding Reservoirs							
306	Lake River and Other Intakes							
307	Wells and Springs							
308	Infiltration Galleries and Tunnels							
309	Supply Mains							
310	Power Generation Equipment							
311	Pumping Equipment							
320	Water Treatment Equipment							
330	Distribution Reservoirs and Standpipes							
331	Transmission and Distribution Mains							
333	Services							
334	Meters and Meter Installations							
335	Hydrants							
339	Other Plant and Misc. Equipment							
340	Office Furniture and Equipment							
341	Transportation Equipment							
342	Stores Equipment							
343	Tools, Shop & Garage Equipment							
344	Laboratory Equipment							
345	Power Operated Equipment							
346	Communication Equipment							
347	Miscellaneous Equipment							
348	Other Tangible Plant							
<b>TOTAL</b>					\$ 76,511.00	\$ -	\$ 26,404.00	\$ 102,915.00

2010 Annual Depreciation was overstated by \$77 due to an incorrect date of service for the 2010 additions. 2011 Annual Depreciation has been reduced by \$77



Sources of Water Supply	
Surface Water: River: _____ Lake: _____ Stream: _____ Impounding Reservoir: _____	
Ground Water: No. of Springs: _____ No. of Shallow Wells: _____ No. of Deep Wells: _____	2

Reservoirs, Standpipes, and Purification System	
No. of Reservoirs: _____ 1	Capacity in Gallons: 347000
No. of Standpipes: _____	Capacity in Gallons: _____
Method of Purification: None-water is sampled monthly and is absent of bacteria. It does not require purification.	

Services and Meters									
Size->	1/2"	5/8"	1 in	1 1/2 in	2 in	3 in	4 in	6 in	
Services				51	4				
Meters				1					

Number and Classification of Consumers							
Classification	Beginning of Year			End of Year			Increase (Decrease)
	Metered	Unmetered	Total	Metered	Unmetered	Total	
Residential	0	216	216		216	216	
Commercial		1	1		1	1	
Industrial							
Fire Hydrants		10	10		10	10	
Governmental							
All Other							
<b>Total</b>	-	227.00	227.00	-	227.00	227.00	-


Total Pumping Station Statistics
Total Amount of Water Obtained by all methods during the year: _____ 11,385,000 _____ gals.
Maximum Water obtained all methods during any one day: _____ gals.
Minimum Amount of Water obtained all methods during one day: _____ gals.
Range of ordinary pressure on mains _____ 50 _____ lbs to _____ 75 _____ lbs
Range of fire pressure in mains _____ 25 _____ lbs to _____ 150 _____ lbs


Affidavit

STATE OF MONTANA )


County of Gallatin )

We, the undersigned, on our oath do severally say that the foregoing return of Matthew Huggins and P Kevin Loustaunau water utility, has been prepared under our direction from the original books, papers and records of said utility and declare the same to be a full, true and correct statement embracing all the financial transactions of said utility during the period for which the return is made.

  
(Signature)

  
(Signature)

Subscribed and sworn before me this 30<sup>th</sup> day of April, 20 12



  
\_\_\_\_\_

Jennifer J. Bos  
\_\_\_\_\_