


YEAR 2018

ANNUAL REPORT

of the

NAME MT Moonlight Basin Water & Sewer LLC

LOCATION Moonlight Basin - Madison County, MT



FOR THE YEAR ENDING 12/31/2018

General Instructions

- 1 Prepare this report in conformity with the 1984 National Association of Utility Regulatory Commissioners Uniform System of Accounts for Water Utilities.
- 2 Interpret all accounting words or phrases in accordance with the Uniform System of Accounts for Water Utilities.
- 3 Complete each question fully and accurately, even if it has been answered in a previous annual report. Enter the word "None" where it truly and completely states the fact.
- 4 For any question, section or page which is not applicable to the respondent enter the words "Not Applicable" or "N/A". Do not omit any pages.
- 5 Where dates are called for, the month and day should be stated as well as the year.
- 6 Complete this report by means which result in a permanent record.
- 7 If there is not enough room on any schedule, an additional page or pages may be added provided the format of the added schedule matches the format of the schedule with not enough room. Such a schedule should reference the appropriate schedules, state the name of the utility, and state the year of the report.
- 8 This report should be filed in duplicate and one copy returned by April 30 following the end of the calendar year for calendar year filers. If other than a calendar year filer, this report needs to be filed by the end of the 4th month following the end of the fiscal year for filers that have other than a calendar year yearend.
- 9 Please send the copy of your completed Annual Report to:

Montana Public Service Commission
Utility Division
P.O. Box 202601
Helena, MT 59620-2601

Table of Contents

SCHEDULE	PAGE
Identification	2
Income Statement	3
Balance Sheet	4
Contributions in Aid of Construction	5
Accumulated Depreciation and Amortization of Utility Plant	5
Capital Stock	6
Retained Earnings	6
Proprietary Capital	6
Long Term Debt	6
Wastewater Utility Plant Accounts	7
Analysis of Accumulated Depreciation by Primary Account	8
Payments For Services Rendered by Other Than Employees	9
Wastewater Operation and Maintenance Expense	9
Water Customers	10
Operating Statistics	10

REPORT OF

MT Moonlight Basin Water & Sewer LLC

PO Box 160040
(address)

Big Sky, MT 59716
(city, state, zip code)

For Year Ended 12/31/2018

Date Utility First Organized 02/02/1999

Telephone Number (406) 219-0830

Location of books and records Big Sky, MT

Contacts			
Name	Title	Principal Business Address	Salary
Person to send correspondence:	Pete Adams Superintendent	PO Box 160040 Big Sky, MT 59716	
Person who prepared this report:	Steve Hurst Controller	PO Box 160040 Big Sky, MT 59716	
Officers and Managers:	MT Moonlight Basin Water & Sewer LLC	PO Box 160040 Big Sky, MT 59716	

Ownership			
Report every corporation or person owning interest or holding directly 5 percent or more of the voting securities of the reporting utility			
Name	Percent Ownership in Utility	Principle Business Address	Amt Pd by Utility
MB MT Owner LLC	100%	PO Box 160040 / Big Sky, MT 59716	

INCOME STATEMENT

ACCOUNT NAME	Current Year (2018)	Previous Year (2017)
OPERATING REVENUE:		
Metered		
Residential	-	-
Commercial	-	-
Industrial	-	-
Other	-	-
Unmetered		
Residential	200,741.60	188,530.55
Commercial	38,648.78	39,143.97
Industrial	-	-
Fire Protection	-	-
Bulk Sales	-	-
Sale of Materials	-	-
Other	-	-
TOTAL OPERATING REVENUE:	\$ 239,390.38	\$ 227,674.52
OPERATING EXPENSES:		
Operation and Maintenance Expense	190,512.29	175,343.57
Depreciation Expense	73,867.72	68,484.29
Taxes Other than Income	-	-
Deferred Federal Income Taxes	-	-
Deferred State Income Taxes	-	-
TOTAL OPERATING EXPENSES	\$ 264,380.01	\$ 243,827.86
NET INCOME (LOSS) from OPERATIONS	\$ (24,989.63)	\$ (16,153.34)
Other Income:		
Non Utility Income	-	-
	-	-
	-	-
TOTAL OTHER INCOME	\$ -	\$ -
Other Deductions:		
Non-Utility Expenses	-	-
Interest Expense	-	-
	-	-
	-	-
TOTAL OTHER DEDUCTIONS	\$ -	\$ -
NET INCOME (LOSS)	\$ (24,989.63)	\$ (16,153.34)

COMPARATIVE BALANCE SHEET		
ACCOUNT NAME	Current Year (2018)	Previous Year (2017)
ASSETS:		
Utility Plant in Service	646,718.54	628,463.94
Less: Accumulated Deprec. & Amort.	362,289.61	288,421.89
NET UTILITY PLANT	\$ 284,428.94	\$ 340,042.05
Cash	153,449.02	226,507.77
Customer Accounts Receivable	2,704.08	11,965.70
Other Assets (Specify)	prepaid 5,328.00	570.00
	due to/from	(6,855.19)
	undepos. funds 214.96	312.06
	-	-
TOTAL ASSETS OTHER THAN UTILITY PLANT	\$ 161,696.06	\$ 232,500.34
TOTAL ASSETS	\$ 446,125.00	\$ 572,542.39
LIABILITIES AND CAPITAL		
CAPITAL		
Common Stock Issued	-	-
Preferred Stock Issued	-	-
Other Paid in Capital	339,704.50	413,661.68
Retained Earnings	-	-
Proprietary Capital	104,222.34	120,117.04
TOTAL CAPITAL	\$ 443,926.84	\$ 533,778.72
LIABILITIES		
Long Term Debt	-	-
Accounts Payable	-	-
Notes Payable	2,198.16	38,763.67
Customer Deposits	-	-
Accrued Taxes	-	-
Other Liabilities (Specify)	-	-
Deferred Revenue - Other	-	-
	-	-
	-	-
	-	-
Advances for Construction	-	-
Contributions in aid of Construction	-	-
TOTAL LIABILITIES	\$ 2,198.16	\$ 38,763.67
TOTAL LIABILITIES AND CAPITAL	\$ 446,125.00	\$ 572,542.39

Accumulated Depreciation and Amortization of Utility Plant		
ACCOUNT 108	Current Year (2018)	Previous Year (2017)
Balance at First of Year	(288,421.89)	(219,937.61)
Credits During the Year:	(73,867.72)	(68,484.28)
Accruals Charged to Depreciation Account	-	-
Salvage	-	-
Other Credits (Specify):	-	-
	-	-
	-	-
Total Credits	\$ (362,289.61)	\$ (288,421.89)
Debits During the Year:		
Book Cost of Plant Retired	-	-
Cost of Removal	-	-
Other Debits (Specify):	-	-
	-	-
	-	-
Total Debits	\$ -	\$ -
Balance at End of Year	\$ (362,289.61)	\$ (288,421.89)

Contributions in Aid of Construction			
Report below all contractor and developer agreements and line extension agreements from which cash or property was received during the year N/A	Indicate		Amount
	Cash	Property	
			-
			-
			-
			-
TOTAL DURING THE YEAR			\$ -

Accumulated Deferred Income Taxes		
Description		Amount
Accumulated Deferred Income Taxes		
Federal	N/A	-
State	N/A	-
Total Accumulated Deferred Income Taxes		\$ -

Capital Stock			
		Common Stock	Preferred Stock
Par or stated value per share	N/A	0	0
Shares Authorized	N/A	0	0
Shares Issued and Outstanding	N/A	0	0
Total par value of stock issued	N/A	0	0
Dividends declared per share for year	N/A	0	0

Retained Earnings			
		Appropriated	Unappropriated
Balance at first of year	N/A	0	0
Changes during year:		0	0
Net Income (loss)	N/A	0	0
Dividends	N/A	0	0
Other (Specify):		0	0
	N/A	0	0
		0	0
		0	0
		0	0
Balance end of year		0	0

Proprietary Capital			
		Proprietor or Partner	Partner
Balance at first of year		107,557.49	0
Changes during year (Specify):		21,654.47	0
Net Income / (Loss)		(24,989.63)	0
Other: Debt Converted to Capital		-	0
		-	0
		-	0
Balance at end of year		104,222.34	0

Long Term Debt			
Description of Obligation	Interest	Payment	Principal at Balance Sheet Date
	Rate		
N/A	0	0	0
N/A	0	0	0
N/A	0	0	0
N/A	0	0	0
N/A	0	0	0
N/A	0	0	0
N/A	0	0	0
N/A	0	0	0
N/A	0	0	0
Total		\$ -	\$ -

Wastewater Utility Plant Accounts

Acct No.	Account Name	Previous Year	Additions	Retirements	Current Year
301	Organization	-	-	-	-
302	Franchises	-	-	-	-
303	Land & Land Rights	30,000.00	-	-	30,000.00
304	Structures and Improvements	270,000.00	-	-	270,000.00
305	Collecting and Impounding Reservoirs	-	-	-	-
306	Lake River and Other Intakes	-	-	-	-
307	Wells and Springs	11,760.00	-	-	11,760.00
308	Infiltration Galleries and Tunnels	-	-	-	-
309	Supply Mains	-	-	-	-
310	Power Generation Equipment	9,460.00	-	-	9,460.00
311	Pumping Equipment	53,290.00	-	-	53,290.00
320	Water Treatment Equipment	22,716.50	-	-	22,716.50
330	Distribution Reservoirs and Standpipes	-	-	-	-
331	Transmission and Distribution Mains	33,158.55	-	-	33,158.55
333	Services	-	-	-	-
334	Meters and Meter Installations	-	-	-	-
335	Hydrants	-	-	-	-
339	Other Plant and Misc. Equipment	60,000.00	-	-	60,000.00
340	Office Furniture and Equipment	-	-	-	-
341	Transportation Equipment	17,000.00	-	-	17,000.00
342	Stores Equipment	-	-	-	-
343	Tools, Shop & Garage Equipment	101,649.45	-	-	101,649.45
344	Laboratory Equipment	-	-	-	-
345	Power Operated Equipment	19,429.44	18,254.60	-	37,684.04
346	Communication Equipment	-	-	-	-
347	Miscellaneous Equipment	-	-	-	-
348	Other Tangible Plant	-	-	-	-
Total Sewer Plant		\$ 609,034.50	\$ 18,254.60	\$ -	\$ 646,718.54

Analysis of Accumulated Depreciation by Primary Account

Acct No.	Account	Average Service Life in Years	Average Salvage Value in Percent	Depr. Rate Applied	Accumulated Depreciation Beginning of Year	Debits	Credits	Accumulated Depreciation End of Year
303	Land & Land Rights				-	-	-	-
304	Structures and Improvements				168,863.17	-	34,589.14	203,452.31
305	Collecting and Impounding Reservoirs				-	-	-	-
306	Lake River and Other Intakes				-	-	-	-
307	Wells and Springs	30			5,096.10	-	392.00	5,488.10
308	Infiltration Galleries and Tunnels				-	-	-	-
309	Supply Mains				-	-	-	-
310	Power Generation Equipment	10			3,784.00	-	946.00	4,730.00
311	Pumping Equipment	10			15,987.00	-	5,329.00	21,316.00
320	Water Treatment Equipment	10			2,271.65	-	1,135.83	3,407.48
330	Distribution Reservoirs and Standpipes				-	-	-	-
331	Transmission and Distribution Mains	30			3,315.87	-	1,105.29	4,421.16
333	Services				-	-	-	-
334	Meters and Meter Installations				-	-	-	-
335	Hydrants				-	-	-	-
339	Other Plant and Misc. Equipment	30			22,000.15	-	2,000.00	24,000.15
340	Office Furniture and Equipment				-	-	-	-
341	Transportation Equipment	7			6,114.28	-	2,657.14	8,771.42
342	Stores Equipment				-	-	-	-
343	Tools, Shop & Garage Equipment	5			60,989.67	-	20,329.89	81,319.56
344	Laboratory Equipment				-	-	-	-
345	Power Operated Equipment	7			-	-	5,383.43	5,383.43
346	Communication Equipment				-	-	-	-
347	Miscellaneous Equipment				-	-	-	-
348	Other Tangible Plant				-	-	-	-
TOTAL					\$ 288,421.89	\$ -	\$ 73,867.72	\$ 362,289.61

Sources of Water Supply	
Surface Water: River: _____ Lake: _____ Stream: _____ Impounding Reservoir: _____	
Ground Water: No. of Springs: _____ No. of Shallow Wells: _____ No. of Deep Wells: <u>3</u>	

Reservoirs, Standpipes, and Purification System	
No. of Reservoirs: _____	Capacity in Gallons: _____
No. of Standpipes: _____	Capacity in Gallons: _____
Method of Purification: _____	

Services and Meters									
Size->	1/2"	5/8"	1 in	1 1/2 in	2 in	3 in	4 in	6 in	
Services									
Meters									

Number and Classification of Consumers							
Classification	Beginning of Year			End of Year			Increase (Decrease)
	Metered	Unmetered	Total	Metered	Unmetered	Total	
Residential	0	285	285	0	296	296	11
Commercial	0	4	4	0	4	4	0
Industrial	0	0	0	0	0	0	0
Fire Hydrants	0	67	67	0	70	70	3
Governmental	0	0	0	0	0	0	0
All Other	0	0	0	0	0	0	0
Total	-	356.00	356.00	-	370.00	370.00	14.00

Total Pumping Station Statistics	
Total Amount of Water Obtained by all methods during the year:	_____ gals.
Maximum Water obtained all methods during any one day:	_____ gals.
Minimum Amount of Water obtained all methods during one day:	_____ gals.
Range of ordinary pressure on mains	_____ lbs to _____ lbs
Range of fire pressure in mains	_____ lbs to _____ lbs


Affidavit

STATE OF MONTANA)

County of GALLATIN)

We, the undersigned, on our oath do severally say that the foregoing return of
MT Moonlight Basin Water & Sewer LLC

wastewater utility, has been prepared under our direction from the original books, papers and records of said utility and declare the same to be a full, true and correct statement embracing all the financial transactions of said utility during the period for which the return is made.



(Signature)


(Signature)

Subscribed and sworn before me this 19th day of APRIL, 20 19

(SEAL)

BY STEVEN EDWARD HURST AND
PETER JAMES ADAMS
Joe Lirkle

 EWA ZIRKLE
Notary Public
for the State of Montana
Residing at:
Big Sky, Montana
My Commission Expires:
March 10, 2021